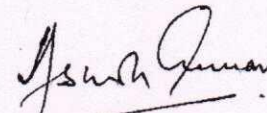


Windlas Healthcare Private Limited
Standalone Balance Sheet as at March 31, 2019

Particulars	Note No.	INR - Thousands		
		As at		
		March 31, 2019	March 31, 2018	April 1, 2017
ASSETS:				
Non-Current Assets:				
Property, Plant and Equipment	3	326,537.47	211,500.53	226,764.23
Capital work-in-progress	3	3,263.71	78.03	2,041.00
Other Intangible Assets	3.1	22,334.83	27,366.02	9,259.58
Intangible Assets Under Development	3.2	420,388.52	420,388.52	334,844.52
Financial Assets:				
Investments	4	339.36	339.36	339.36
Loans	5	4,442.20	4,470.78	3,235.42
Other Financial Assets	6	30.93	304.21	280.00
Other Non-Current Assets	7	1,720.04	17,496.95	16,697.50
Assets for Current tax [Net]	8	7,731.61	7,814.17	11,857.87
		786,788.67	689,758.57	605,319.48
Current Assets:				
Inventories	9	24,513.95	85,137.26	56,692.77
Financial Assets:				
Investments	10	904,205.09	-	-
Trade Receivables	11	50,566.79	78,307.69	83,004.00
Cash and Cash Equivalents	12	328,046.91	13,172.85	64,477.18
Bank Balance other than above	12.1	3,437.88	3,911.79	8,801.35
Other Current Financial Assets	13	36.00	220.32	245.44
Other Current Assets	14	42,392.03	41,464.01	17,195.06
		1,353,198.65	222,213.92	230,415.80
Total		2,139,987.32	911,972.49	835,735.28
EQUITY AND LIABILITIES:				
Equity:				
Share Capital	15	472,116.67	231,337.17	210,318.04
Other Equity	16	1,592,355.97	379,128.34	319,908.64
		2,064,472.64	610,465.51	530,226.68
Non-Current Liabilities:				
Financial Liabilities:				
Borrowings	17	-	66,001.22	100,568.89
Provisions	18	6,740.15	6,010.16	3,607.99
		6,740.15	72,011.38	104,176.88
Current Liabilities:				
Financial Liabilities:				
Borrowings	19	-	54,298.22	20,000.00
Trade Payables	20	578.00	379.00	1,532.00
(a) total outstanding dues of micro enterprises and small enterprises		34,185.68	95,176.40	73,645.00
(b) total outstanding dues of creditors other than micro enterprises and small enterprises	21	15,823.62	64,284.74	79,086.99
Other Financial Liabilities	22	17,381.23	14,635.86	26,659.73
Other Current Liabilities	23	806.00	721.38	408.00
Provisions				
		68,774.53	229,495.60	201,331.72
Total		2,139,987.32	911,972.49	835,735.28
Significant Accounting Policies	2			
Notes to the Financial Statements	1 to 41			

For and on behalf of the board


Kailash Badoni
 Chief Financial Officer




Ashok Kumar Windlass
 Director
 DIN: 00011451



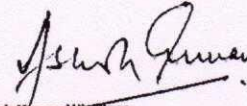
Windias Healthcare Private Limited
Standalone Statement of Profit and Loss for the period ended March 31, 2019

Particulars	Note No.	INR - Thousands	
		Year ended	
		March 31, 2019	March 31, 2018
Revenue from Operations	24	306,839.05	318,716.99
Other Income	25	48,873.59	14,483.77
Total Income		355,712.74	333,200.76
EXPENSES:			
Cost of Materials Consumed	26	172,878.62	137,771.76
Changes in Inventories of Finished goods, Work-in-progress and Stock-in-Trade	27	14,838.73	(4,195.32)
Employee Benefits Expense	28	167,930.99	112,255.89
Finance Costs	29	12,204.77	20,068.88
Depreciation, Amortisation and Impairment expense	3A	19,691.59	51,984.93
Other Expenses	30	69,355.08	69,978.07
Total Expenses		456,899.78	387,864.21
Loss before Tax		(101,187.04)	(54,663.45)
Less: Tax Expense:			
Current Tax		-	-
Deferred Tax		-	-
Loss for the year		(101,187.04)	(54,663.45)
OTHER COMPREHENSIVE INCOME (OCI):			
Items that will not be reclassified to profit or loss:			
Re-measurement losses on post employment defined benefit plans		(305.83)	(124.62)
Income tax effect		-	-
		(305.83)	(124.62)
Other Comprehensive Income for the year [Net of tax]		(305.83)	(124.62)
Total Comprehensive Income for the year [Net of Tax]		(101,492.87)	(54,788.07)
Basic & Diluted Earning per Equity Share(EPS)		(3.59)	(5.37)
	2		
	1 to 41		

For and on behalf of the board


Kallash Baddni
 Chief Financial Officer




Ashok Kumar Mittal
 Director
 DIN: 00011451

Windlas Healthcare Private Limited		
Standalone Statement of Cash Flow for the year ended March 31, 2019		
Particulars	INR - Thousands	
	March 31, 2019	March 31, 2018
Cash flow from operating activities		
Loss before tax	(101,187.04)	(54,663.45)
Adjustments for:		
Depreciation & amortization expense	19,691.59	51,984.93
Intangible Assets under Development and Property Plant & Equipment Written off	(43.26)	4,971.86
Allowance for Doubtful Debts	-	2,309.00
Loss on transit in inventory	-	5.00
Bad debts written off	(5,341.47)	(11,825.26)
Provisions written Back	(25,906.49)	-
Unrealized losses/(gains) on investments	64.58	(2,354.00)
Unrealized foreign exchange (gains)/losses	12,204.77	20,068.88
Finance costs	(9,228.53)	(1,475.72)
Interest income	(108,748.15)	10,147.04
Operating (Loss)/Profit before working capital changes		
Changes in operating assets and liabilities:		
Increase/(decrease) in provisions	508.78	2,590.93
Increase/(decrease) in trade payables	(55,450.25)	22,307.77
Increase/(decrease) in other financial liabilities	1,687.70	(9,421.18)
Increase/(decrease) in other current liabilities	2,745.37	(12,023.87)
Increase/(decrease) in other current liabilities	27,747.69	2,307.31
Decrease/(increase) in trade receivables	60,523.31	(78,449.49)
Decrease/(increase) in inventories	184.32	25.12
Decrease/(increase) in current financial assets	-	-
Decrease/(increase) in other non-current assets	(928.02)	(26,419.84)
Decrease/(increase) in other current assets	28.58	(1,235.38)
Decrease/(increase) in loans and advances	(71,600.47)	(40,091.57)
Cash generated from operations	82.95	4,043.70
Income taxes refunded/ (paid)	(71,517.91)	(36,947.87)
Net cash used in operations (A)		
Cash flow from investing activities		
Purchase of property, plant & equipment, intangible & intangible assets under Development (including CWIP & Capital Advances)	(132,410.05)	(139,318.10)
Proceeds from sale of property, plant & equipment	590.00	387.06
Fixed deposits matured/(investment)	747.19	4,865.35
Interest received	8,228.93	1,476.72
Investment in Mutual Fund (Net)	(878,296.50)	-
Net cash used in investing activities (B)	(1,001,140.83)	(132,588.97)
Cash flow from financing activities		
Issue of optionally convertible preference shares*	120,000.00	135,026.90
Loan Taken from Related Party	(120,000.00)	-
Loan Repaid during the year	(54,298.22)	34,298.22
(Repayment)/Receipt of short term borrowings	1,555,500.00	(32,726.11)
Proceeds from issue of equity shares	(100,783.04)	(19,230.87)
Repayment of long term borrowings	(12,814.57)	-
Interest paid	1,387,604.17	117,168.14
Net cash from financing activities (C)	(71.67)	(25.61)
Effect of exchange differences on translation of foreign currency on Cash & Cash Equivalent	114,874.08	(51,304.31)
Net increase/(decrease) in cash and cash equivalents (A+B+C)	13,172.87	64,477.18
Cash and cash equivalents at the beginning of the period (Refer Note 12)		
Cash and cash equivalents at the closing of the period (Refer Note 12)	328,046.93	13,172.87

Notes:

a) Cash and Cash Equivalents included in Cash Flow Statement comprise of following (Refer Note No: 12):

Particulars	March 31, 2019	March 31, 2018
Bank Balances	20,777.23	12,857.06
Bank Balances with Banks	138.30	315.79
Cash on Hand	307,131.39	-
Fixed deposits with bank (original maturity upto 3 months)	328,046.91	13,172.85
Total		

b) Reconciliation of Liabilities arising from Financing Activities

Particulars	As at March 31, 2018	Cash Flows	Non Cash Change	As at March 31, 2019
Long Term Borrowing	100,783.04	100,783.04	-	-
Short Term Borrowing	54,298.22	54,298.22	-	-
Total	155,081.26	155,081.26	-	-


Particulars	As at March 31, 2017	Cash Flows	Non Cash Change	As at March 31, 2018
Long Term Borrowing	135,898.78	(32,726.11)	(2,389.61)	100,783.04
Short Term Borrowing	20,000.00	34,298.22	-	54,298.22
Total	155,898.78	1,572.11	(2,389.61)	155,081.28

c) Non Cash Items

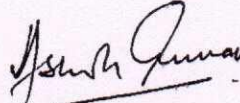
During the year the Company has converted preference shares of Rs. 129493.17 thousand to Windlas Biotech Private Limited into Equity Shares

* During the Previous year, the Company has converted the unsecured loan of Rs. 135026.91 lakhs with Windlas Biotech Private Limited into optionally Convertible Shares.

For and on behalf of the board


Gullash Dutt
Chief Financial Officer




Ashok Kumar Windlass
Director
DIN: 00011451

WINDLAS HEALTHCARE PRIVATE LIMITED
Statement of Changes in Equity/Preference for the year ended March 31, 2019

A. Equity share capital

Equity shares of ₹ 10 each issued, subscribed and fully paid up (including forfeited shares)

Particulars	No. of shares	INR - Thousands Amount
As at March 31, 2017	10,184.40	101,844.00
Changes during the year		
As at March 31, 2018	10,184.40	101,844.00
Changes during the year	37,027.27	370,272.67
As at March 31, 2019	47,211.67	472,116.67

B. Preference share capital

Preference shares of ₹ 10 each issued, subscribed and fully paid up (including forfeited shares)

Particulars	No. of shares	INR - Thousands Amount
As at March 31, 2017	10,847.40	108,474.04
Changes during the year	2,101.91	21,019.13
As at March 31, 2018	12,949.32	129,493.17
Changes during the year	(12,949.32)	(129,493.17)
As at March 31, 2019	-	-

C. Other equity

Particulars	Reserves and surplus		Retained earnings	Total other equity
	Reserves and surplus	Securities premium		
As at March 31, 2017	3,000.00	701,525.80	(384,617.16)	319,908.64
Addition during the year		114,007.77		114,007.77
Loss for the year			(54,663.45)	(54,663.45)
Other comprehensive income			(124.62)	(124.62)
Total comprehensive income for the year	3,000.00	815,533.57	(439,405.23)	379,128.34
As at March 31, 2018	3,000.00	815,533.57	(439,405.23)	379,128.34
Addition during the year		1,314,720.50		1,314,720.50
Loss for the year			(101,187.04)	(101,187.04)
Other comprehensive income			(305.83)	(305.83)
Total comprehensive income for the year	3,000.00	2,130,254.07	(101,492.87)	1,213,272.63
As at March 31, 2019	3,000.00	2,130,254.07	(540,898.10)	1,592,555.98

For and on behalf of the board



(Signature)
Kailash Bhadani
Chief Financial Officer

(Signature)
Ashok Kumar Windlass
Director
DIR: 00011451